

Alabama Register Property Information

RECEIVED

DEC 10 1993



Ala. Historical Commission

Added 6/23/94

1. Name Sheffield Railroad Depot

historic Served Sheffield and Tusculumbia Ala.

and/or common

2. Location

street & number SHOP PIKE

city, town SHEFFIELD — vicinity of

state ALABAMA county COLBERT

3. Classification

Category	Ownership	Status	Present Use	
<input type="checkbox"/> district	<input type="checkbox"/> public	<input type="checkbox"/> occupied	<input type="checkbox"/> agriculture	<input checked="" type="checkbox"/> museum
<input type="checkbox"/> building(s)	<input checked="" type="checkbox"/> private	<input checked="" type="checkbox"/> unoccupied	<input checked="" type="checkbox"/> commercial	<input type="checkbox"/> park
<input type="checkbox"/> structure	<input type="checkbox"/> both	<input type="checkbox"/> work in progress	<input type="checkbox"/> educational	<input type="checkbox"/> private residence
<input type="checkbox"/> site	Public Acquisition	Accessible	<input type="checkbox"/> entertainment	<input type="checkbox"/> religious
<input type="checkbox"/> object	<input type="checkbox"/> in process	<input type="checkbox"/> yes: restricted	<input type="checkbox"/> government	<input type="checkbox"/> scientific
	<input type="checkbox"/> being considered	<input checked="" type="checkbox"/> yes: unrestricted	<input type="checkbox"/> industrial	<input type="checkbox"/> transportation
		<input type="checkbox"/> no	<input type="checkbox"/> military	<input checked="" type="checkbox"/> other:

4. Owner of Property

name NORFOLK SOUTHERN RAILWAY

street & number NO 3 COMMERCIAL

city, town NORFOLK — vicinity of state VIRGINIA ³³⁵¹⁰ ₂₁₉₁

5. Please use space below to sketch floor plan/site plan.

SEE ATTACHMENT

6. Description

Condition

excellent
 good
 fair

deteriorated
 ruins
 unexposed

Check one

unaltered
 altered

Check one

original site
 moved date _____

Describe the present and original (if known) physical appearance

This building is Brick walls at least 12" thick. The roof is slate. The window frames are wood. The trim AND DOORS ARE wood. The main Entrance has walkway with a roof supported by white wood columns. There is a second Entrance on the front with wood doors. There are covered Areas on both ends supported by brick columns. A shed for passenger waiting to board trains is on the back. This runs the length of the building.

The exterior woodwork is showing great need of paint. Some Areas need replacing. The windows in dormer need repair. The SHED roof needs repair. The main slate roof is showing need of repair. The main Air Conditioner is inoperative. The interior of the building is in good shape. The rooms remain the same.

The building was used as a Museum by The North Alabama Railway Club for a time.

The current lease is held by The MUSCLE SHOALS ASSOCIATION OF RETARDED CITIZENS OF RIGHT TRACK ENTERPRISES. They converted the Area to a Restaurant. This operation was for training handicap for useful jobs. This business failed in Sept 1993.

The building is now vacant.

7. Significance

Period	Areas of Significance—Check and justify below					
<input type="checkbox"/> prehistoric	<input type="checkbox"/> archeology-prehistoric	<input checked="" type="checkbox"/> community planning	<input checked="" type="checkbox"/> landscape architecture	<input type="checkbox"/> religion		
<input type="checkbox"/> 1400-1499	<input type="checkbox"/> archeology-historic	<input checked="" type="checkbox"/> conservation	<input type="checkbox"/> law	<input type="checkbox"/> science		
<input type="checkbox"/> 1500-1599	<input type="checkbox"/> agriculture	<input type="checkbox"/> economics	<input type="checkbox"/> literature	<input type="checkbox"/> sculpture		
<input type="checkbox"/> 1600-1699	<input checked="" type="checkbox"/> architecture	<input type="checkbox"/> education	<input type="checkbox"/> military	<input type="checkbox"/> social/		
<input type="checkbox"/> 1700-1799	<input type="checkbox"/> art	<input type="checkbox"/> engineering	<input type="checkbox"/> music	<input type="checkbox"/> humanitarian		
<input type="checkbox"/> 1800-1899	<input type="checkbox"/> commerce	<input type="checkbox"/> exploration/settlement	<input type="checkbox"/> philosophy	<input type="checkbox"/> theater		
<input checked="" type="checkbox"/> 1900-	<input type="checkbox"/> communications	<input type="checkbox"/> industry	<input type="checkbox"/> politics/government	<input type="checkbox"/> transportation		
		<input type="checkbox"/> invention		<input type="checkbox"/> other (specify)		

Specific dates

Builder/Architect

Statement of Significance (in one paragraph)

SOUTHERN RAILROAD STARTED IN THIS AREA IN 1896 WITH MEMPHIS CHARLESTON RAILWAY. THE BECAME OWNERS IN 1899. THE OLD DEPOT LOCATED ON FIRST STREET WAS DEMOLISHED AND REPLACED WITH THIS ONE. THIS DEPOT IS ADJACENT TO THE MAIN LINE OF THE NOW COMBINE NORFOLK SOUTHERN. THE OLD SOUTHERN RAILWAY REPAIR SHOPS WERE LOCATED ADJACENT TO THIS LOCATION. THE SOUTHERN COMPANY STORE WAS ACROSS THE STREET. THIS HAS ALL BEEN DEMOLISHED.

Therefore, the depot is a very important TO THE RAILWAY HERITAGE OF SHEFFIELD. LD

8. Major Bibliographical References

The depot was built in 1948 by Southern on their main line. The last passenger train Feb. 1967. North Alabama Railway leased the building for a several year period for a museum. The Muscle Shoals Association of Retarded Citizens (Right Track Enterprises). They operated a restaurant for training until 09-93

9. Geographical Data

Acreege of nominated property 70' x 465'

Quadrangle name _____

Quadrangle scale _____

Verbal boundary description and justification

10. Form Prepared By

name/title LAYERNE MILLS

organization MUSCLE SHOALS MODEL RAILROADERS date 12/19/93

street & number 2912 13th AVE

telephone 205-383 4203

city or town SHEFFIELD


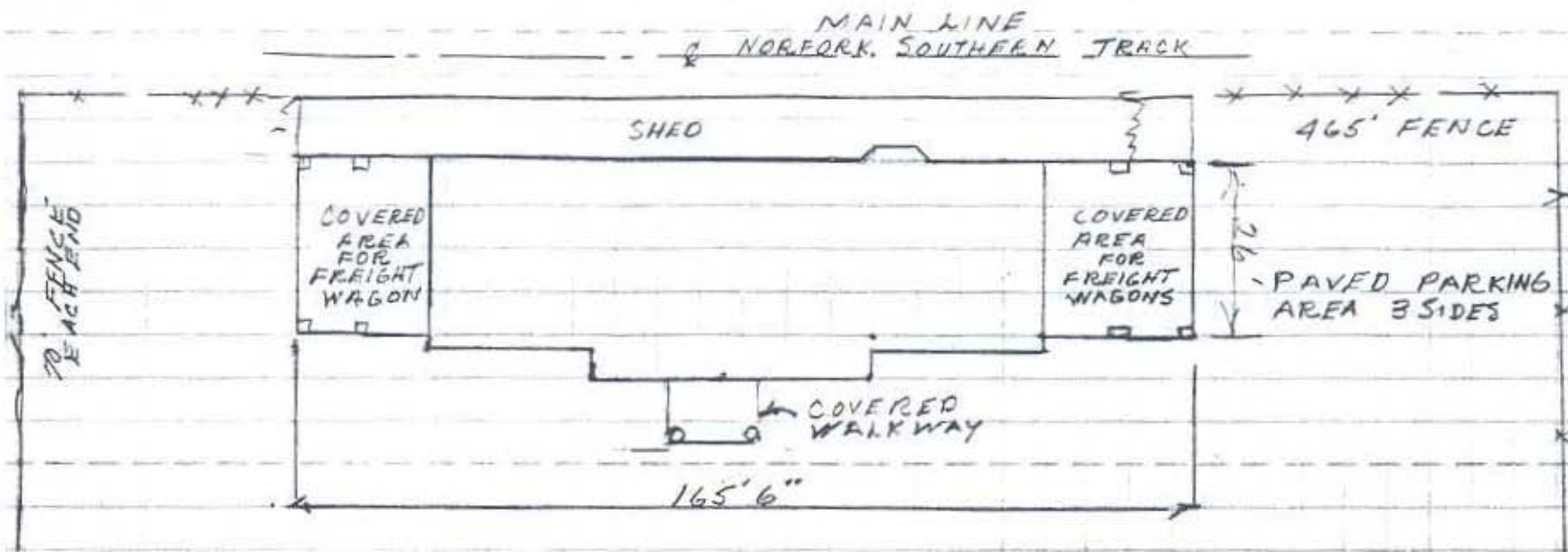
state ALA 35660

11. Please submit color slides of the property with this form.

SLIDES ENCLOSED

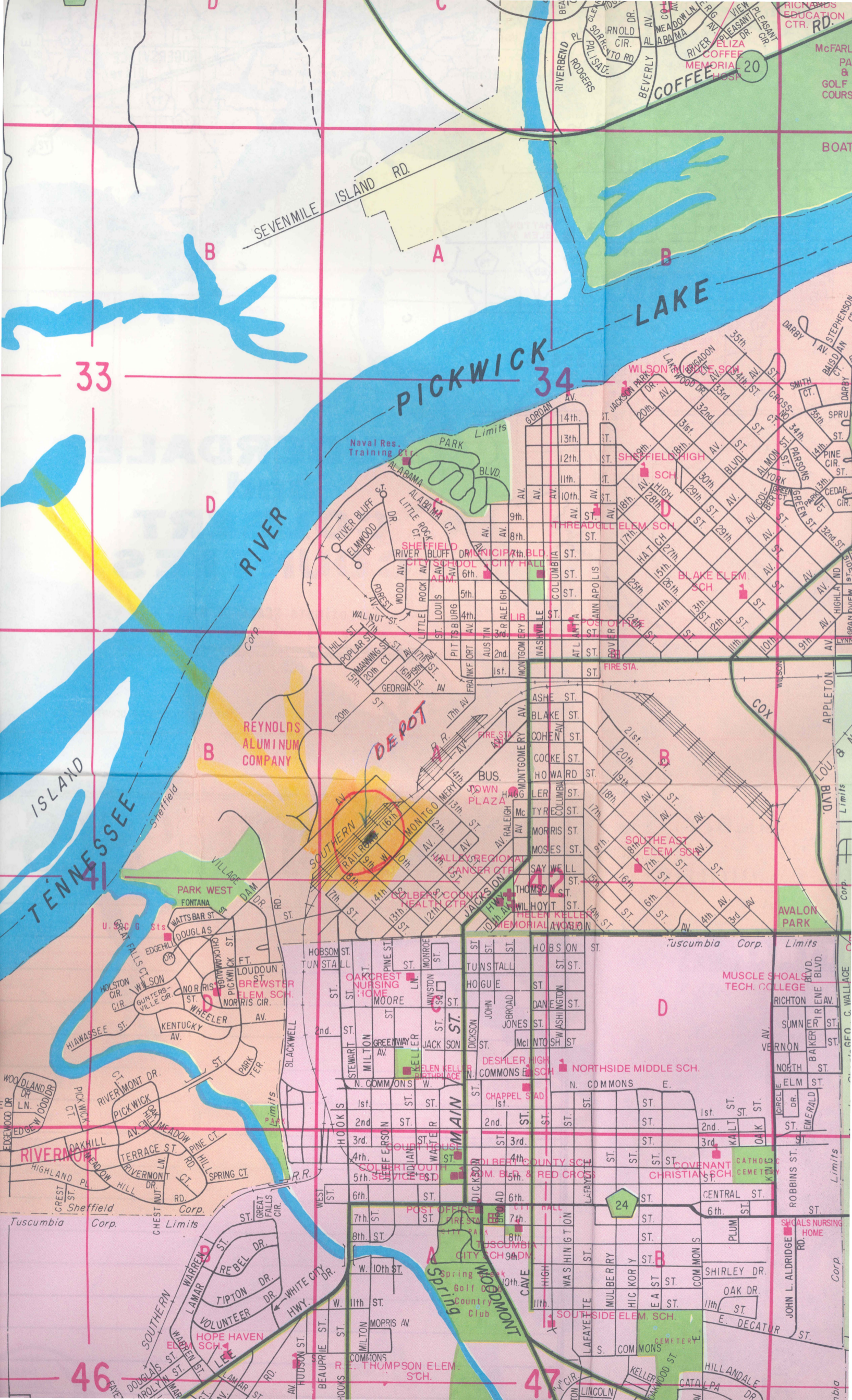
12. Please return ALABAMA REGISTER form to:

ALABAMA REGISTER COORDINATOR
ALABAMA HISTORICAL COMMISSION
725 MONROE STREET
MONTGOMERY ALABAMA 36130



PLOT PLAN NORFOLK SOUTHERN DEPOT

THIS DEPOT LOCATED ON THE MAIN LINE OF (SOUTHERN) NOW NORFOLK SOUTHERN. THIS LINE EXTENDED FROM MEMPHIS TENN. THRU SHEFFIELD TO CHATANOOGA TENN.



33

34

46

47

SEVENMILE ISLAND RD.

PICKWICK

LAKE

RIVER

TENNESSEE

REYNOLDS ALUMINUM COMPANY

DEPOT

SOUTHERN RAILROAD

42

MUSCLE SHOALS TECH. COLLEGE

44

24

SPRINGWOOD

HILLDALE





















THE
STATE OF
MISSISSIPPI
OFFICE OF
THE
COMPTROLLER
OF THE TREASURY
AND
GENERAL
ACCOUNTS
J. M. [unreadable]
[unreadable]
[unreadable]



















